



Steven A. Hall
SHERIFF

Office of the Sheriff

St. Mary's County, Maryland

Headquarters
23150 Leonard Hall Drive
Leonardtown, MD 20650
301-475-4200 Ext. *1900
301-475-4047 Fax

Detention and Rehabilitation Center
41880 Baldrige Street
Leonardtown, MD 20650
301-475-4200 Ext. *3200
301-475-4095 Fax



An Internationally
Accredited Agency

March 3rd, 2025

TO: Sheriff Steven A. Hall, St. Mary's County, Maryland

SUBJECT: Analysis of Bias-Based Profiling - 2024

The following is an analysis for Bias-Based Profiling by deputy sheriffs of the St. Mary's County Sheriff's Office during the periods of January 1st, 2024, through December 31st, 2024. The Sheriff's Office has an administrative policy regarding Traffic Enforcement specifically covering policies prohibiting Biased Based Traffic Stops which can be found in SMCSO Policy 401.1 Bias Based Policing. In accordance with Section 25-113 of the Maryland Transportation Article, the Sheriff's Office has gathered, since 2002, specific data elements on Motor Vehicle Stops for entry into Delta Plus to generate statistical reports to the State of Maryland. Data for this report was derived from the Delta Plus software maintained by the Maryland State Police.

In 2024, the Sheriff's Office reported a total of **10,625** traffic stops. Of those, **3,651** traffic stops met the criteria for captured stops. "*Captured Stop*" criteria refers to traffic stops which are based on the deputies' own observations as a reason for the stop and are cleared as "X1" by the deputies. This report does not include traffic stop data originating from the following:

- Radar Enforcement
- LASER Enforcement
- License Plate Readers (LPRs)
- Motor Vehicle Accidents
- Criminal Investigations
- Suspicious Activity

The following statistical analysis was derived from data obtained from the aforementioned 3,651 traffic stops during the 2024 calendar year, which meet the criteria of being initiated by deputies pursuant to their personal observations.

TO: Sheriff Steven A. Hall – March 3rd, 2025

SUBJECT: Analysis of Bias-Based Profiling – 2024

The racial breakdown of those stops is as follows:

Race	Number	Percent
American Indian/Alaskan	5	.14%
Asian	49	1.34%
Black	1,308	35.83%
Hispanic	231	6.33%
Other	71	1.94%
White	1,986	54.40%
Unknown	1	< .03%
Total	3,651	100.00%

Gender	Number	Percent
Female	1,262	34.57%
Male	2,383	65.27%
Unknown	6	.16%
Total	3,651	100.00%

Age	Number	Percent
Under 20	176	4.82%
20-29	862	23.61%
30-39	943	25.83%
40-49	657	18%
50-59	503	13.78%
60-69	356	9.75%
70-79	125	3.42%
80-89	25	.68%
90-99	1	.03%
Unknown	3	.08%
Total	3,651	100.00%

County of Residence	Number	Percent
St. Mary's	2,706	74.12%
Other	670	18.35%
Unknown	275	7.53%
Total	3,651	100.00%

Duration of Stop	Number	Percent
0-5 Minutes	3,213	88%
6-15 Minutes	346	9.48%
16-30 Minutes	66	1.81%
31-45 Minutes	15	0.41%
46-60 Minutes	10	0.27%
61-75 Minutes	0	0%

TO: Sheriff Steven A. Hall – March 3rd, 2025

SUBJECT: Analysis of Bias-Based Profiling – 2024

76-90 Minutes	0	0%
91-105 Minutes	0	0%
106-120 Minutes	0	0%
>120 Minutes	0	0%
Unknown	1	.03%
Total	3,651	100.00%

Traffic Violation/Reason for Stop	Number	Percent
Maryland Traffic Article Section 11	68	1.86%
Maryland Traffic Article Section 12	0	0%
Maryland Traffic Article Section 13	454	12.43%
Maryland Traffic Article Section 14	0	0%
Maryland Traffic Article Section 15	0	0%
Maryland Traffic Article Section 16	45	1.23%
Maryland Traffic Article Section 17	1	.03%
Maryland Traffic Article Section 18	0	0%
Maryland Traffic Article Section 19	0	0%
Maryland Traffic Article Section 20	19	0.52%
Maryland Traffic Article Section 21	1,409	38.59%
Maryland Traffic Article Section 22	1,360	37.25%
Maryland Traffic Article Section 23	1	.03%
Maryland Traffic Article Section 24	2	.05%
Maryland Traffic Article Section 25	0	0%
Maryland Traffic Article Section 26	0	0%
Maryland Traffic Article Section 27	0	0%
Other	288	7.89%
Unknown	4	.12%
Total	3,651	100.00%

Citation Issued	Number	Percent
No	2,910	79.70%
Yes	741	20.30%
Total	3,651	100.00%

Safety Equipment Repair Order (SERO) Issued

	Number	Percent
No	3,459	94.74%
Yes	192	5.26%
Total	3,651	100.00%

Warning Issued	Number	Percent
No	967	26.49%
Yes	2,684	73.51%
Total	3,651	100.00%

TO: Sheriff Steven A. Hall – March 3rd, 2025

SUBJECT: Analysis of Bias-Based Profiling – 2024

Search Conducted	Number	Percent
No	3,604	98.71%
Yes	47	1.29%
Total	3,651	100.00%

Reason for Search	Number	Percent
Consensual	3	6.28%
Exigent Circumstances	0	0%
Incident to Arrest	24	51.16%
K-9 Alert	14	29.79%
Other	1	2.13%
Probable Cause	5	10.64%
Unknown	0	0%
Total	47	100.00%

Type of Search	Number	Percent
Both Person and Property	38	80.85%
Person	5	10.64%
Property	4	8.51%
Unknown	0	0%
Total	47	100.00%

Result of Search	Number	Percent
Contraband Seized	14	29.79%
Property Seized	10	21.28%
Contraband and Property Seized	4	8.51%
Nothing Seized	19	40.43%
Total	47	100.00%

Out of the 3,651 traffic stops there were a total of thirty (33) arrests. The racial breakdown of those arrests is as follows:

Race of Arrested Driver	Number	Percent
American Indian/Alaskan	0	0%
Asian	1	3.03%
Black	9	27.27%
Hispanic	3	9.09%
Other	0	0%
White	20	60.61%
Total	33	100.00%

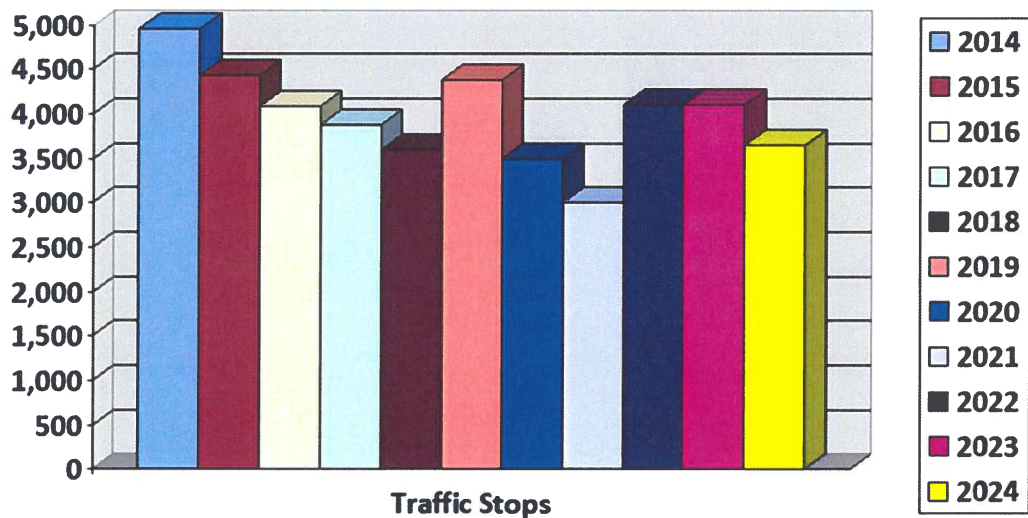
TO: Sheriff Steven A. Hall – March 3rd, 2025


SUBJECT: Analysis of Bias-Based Profiling – 2024

Arrest Reason	Number	Percent
Based on Search	7	21.21%
Based on Stop	15	45.45%
Warrant	1	3.03%
Other	10	30.31%
Total	33	100.00%

Note: Body Worn Cameras (BWC) and In-Car Cameras are utilized during all traffic stops.

The following graph illustrates the total number of traffic stops for each year that meet the criteria to capture and report the data:




Joshua Krum #260
Lieutenant
Office of Professional Responsibilities

TO: Sheriff Steven A. Hall – March 3rd, 2025

SUBJECT: Analysis of Bias Based Profiling – 2024

Agree

☒ Yes () No, see indorsement.

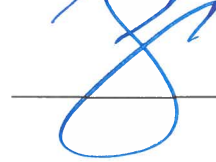
Major:



Date 3-3-25

() Yes () No, see indorsement.

Sheriff:



Date 5/3/25