



PUBLIC HEALTH DIRECTIVE AND ORDER
FOR ENHANCED CONSUMER AND EMPLOYEE SAFETY
Pursuant to Code of Maryland Regulations, Sec. 10.06.01.06

I, Meenakshi Garg Brewster, Health Officer for St. Mary's County, finding it necessary for the control and medical containment of 2019 Novel Coronavirus ("SARS-CoV-2") and the disease that it causes – Coronavirus Disease 2019 ("COVID-19"), hereby direct the following measures to be implemented to ensure consumer and employee safety in grocery stores (including farmers' markets), pharmacies, retail establishments, and public transportation.

1. Customers of at least two years in age will be required to wear face coverings in grocery stores, pharmacies, and retail establishments (including large chain retail). Cloth face coverings or other masks are acceptable to be used.
2. Drivers and passengers of at least two years in age of public transportation, including public ride-share services, will be required to wear face coverings. Cloth face coverings or other masks are acceptable to be used.
3. Require grocery stores, pharmacies, and retail establishments to establish capacity limits by setting limits on number of clients in the facility at a given time, and queues outside that promote social distancing spaces for customers while waiting.
4. Require grocery stores, pharmacies, and retail establishments to provide their employees with access to clean and sanitary restrooms stocked with cleansing products, such as soap and sanitizer. Employers must allow employees to wash their hands at a minimum of every 30 minutes.
5. Require employees to wear cloth face coverings or other masks.
Employers must provide such coverings or make provisions for employees to obtain.


6. Require compliance with existing state and local sanitation requirements and statutes. Any complaints will be followed and investigated according to standard protocols and policy.

7. Require implementation of physical distancing measures for workers, customers and visitors. Appropriate signage must be displayed.

8. Recommend employers of businesses who use shared equipment, such as baskets or hand carts, to provide sanitation equipment, such as disinfecting wipes or alcohol-based wipes with at least 70% alcohol, for individual use.

9. Recommend installation of physical barriers (e.g. Plexiglass) between cashiers and customers, where possible.

**THIS DIRECTIVE AND ORDER IS ISSUED UNDER MY HAND THIS
13TH DAY OF APRIL 2020, AND IS EFFECTIVE WEDNESDAY, APRIL 15, 2020.**



Meenakshi G. Brewster, MD, MPH
Health Officer, St. Mary's County

Use of Cloth Face Coverings to Help Slow the Spread of COVID-19

How to Wear Cloth Face Coverings

Cloth face coverings should—

- fit snugly but comfortably against the side of the face
- be secured with ties or ear loops
- include multiple layers of fabric
- allow for breathing without restriction
- be able to be laundered and machine dried without damage or change to shape

CDC on Homemade Cloth Face Coverings

CDC recommends wearing cloth face coverings in public settings where other social distancing measures are difficult to maintain (e.g., grocery stores and pharmacies), **especially** in areas of significant community-based transmission.

CDC also advises the use of simple cloth face coverings to slow the spread of the virus and help people who may have the virus and do not know it from transmitting it to others. Cloth face coverings fashioned from household items or made at home from common materials at low cost can be used as an additional, voluntary public health measure.

Cloth face coverings should not be placed on young children under age 2, anyone who has trouble breathing, or is unconscious, incapacitated or otherwise unable to remove the cloth face covering without assistance.

The cloth face coverings recommended are not surgical masks or N-95 respirators. Those are critical supplies that must continue to be reserved for healthcare workers and other medical first responders, as recommended by current CDC guidance.

Should cloth face coverings be washed or otherwise cleaned regularly? How regularly?

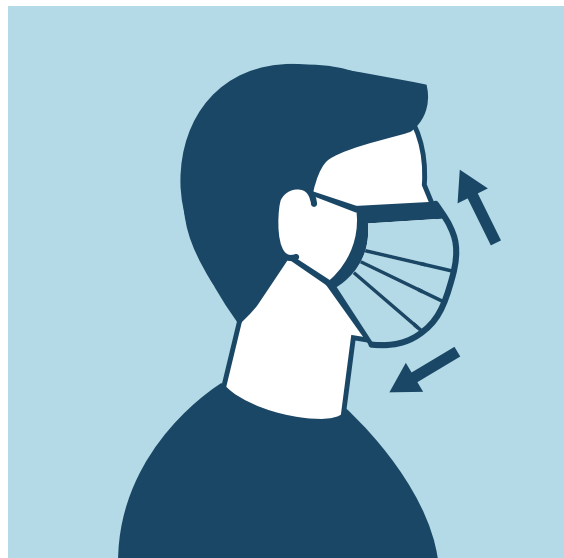
Yes. They should be routinely washed depending on the frequency of use.

How does one safely sterilize/clean a cloth face covering?

A washing machine should suffice in properly washing a cloth face covering.

How does one safely remove a used cloth face covering?

Individuals should be careful not to touch their eyes, nose, and mouth when removing their cloth face covering and wash hands immediately after removing.

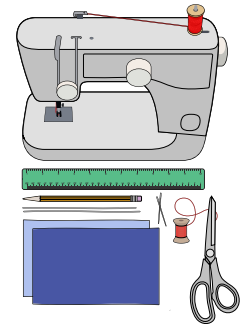


cdc.gov/coronavirus

Sewn Cloth Face Covering

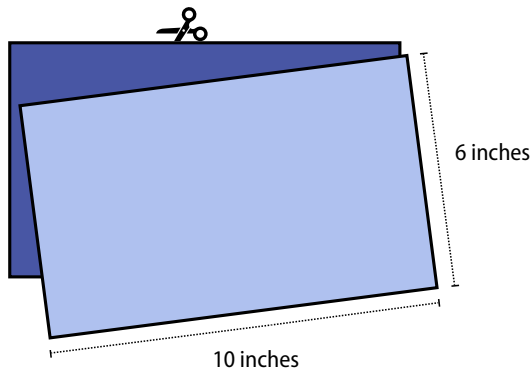
Materials

- Two 10"x6" rectangles of cotton fabric
- Two 6" pieces of elastic (or rubber bands, string, cloth strips, or hair ties)
- Needle and thread (or bobby pin)
- Scissors
- Sewing machine

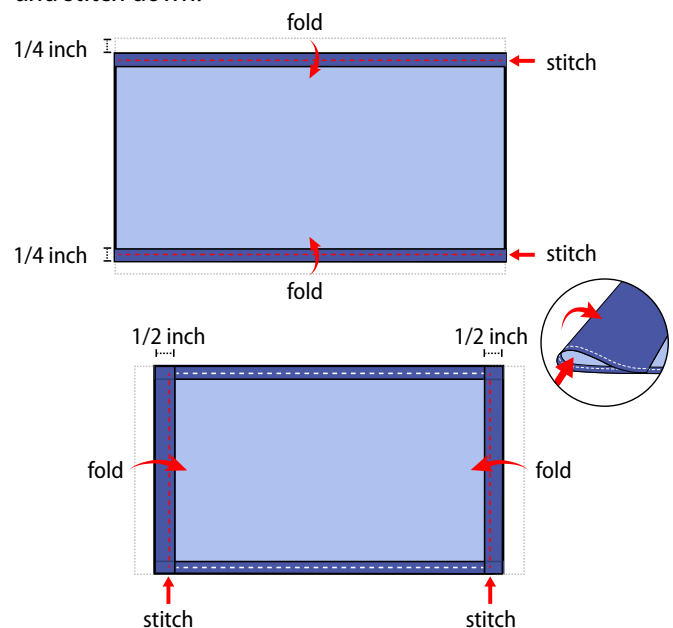


Tutorial

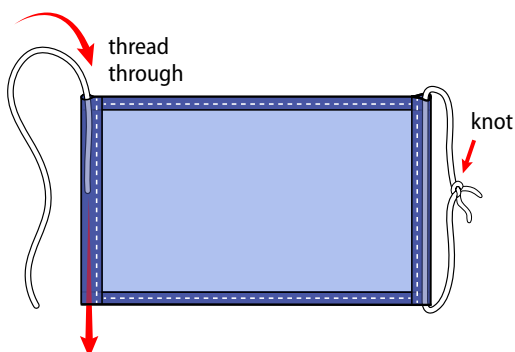
1. Cut out two 10-by-6-inch rectangles of cotton fabric. Use tightly woven cotton, such as quilting fabric or cotton sheets. T-shirt fabric will work in a pinch. Stack the two rectangles; you will sew the cloth face covering as if it was a single piece of fabric.



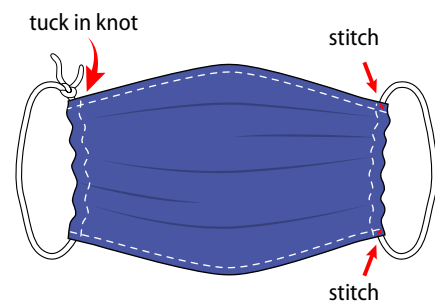
2. Fold over the long sides $\frac{1}{4}$ inch and hem. Then fold the double layer of fabric over $\frac{1}{2}$ inch along the short sides and stitch down.



3. Run a 6-inch length of $\frac{1}{8}$ -inch wide elastic through the wider hem on each side of the cloth face covering. These will be the ear loops. Use a large needle or a bobby pin to thread it through. Tie the ends tight. Don't have elastic? Use hair ties or elastic head bands. If you only have string, you can make the ties longer and tie the cloth face covering behind your head.



4. Gently pull on the elastic so that the knots are tucked inside the hem. Gather the sides of the cloth face covering on the elastic and adjust so the mask fits your face. Then securely stitch the elastic in place to keep it from slipping.

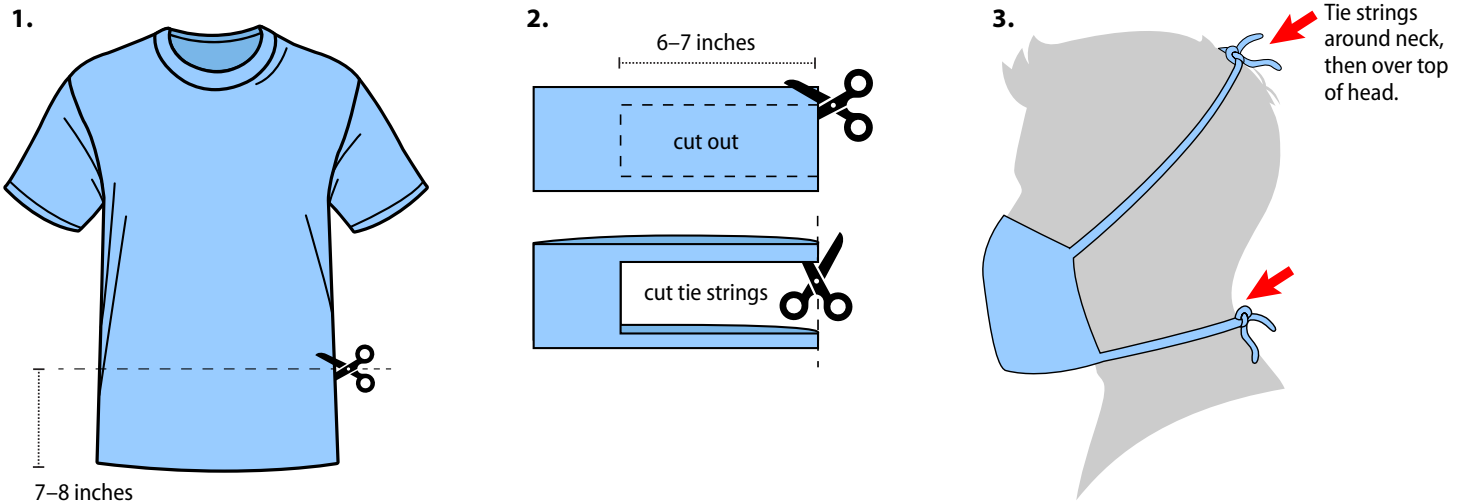


Quick Cut T-shirt Cloth Face Covering (no sew method)

Materials

- T-shirt
- Scissors

Tutorial

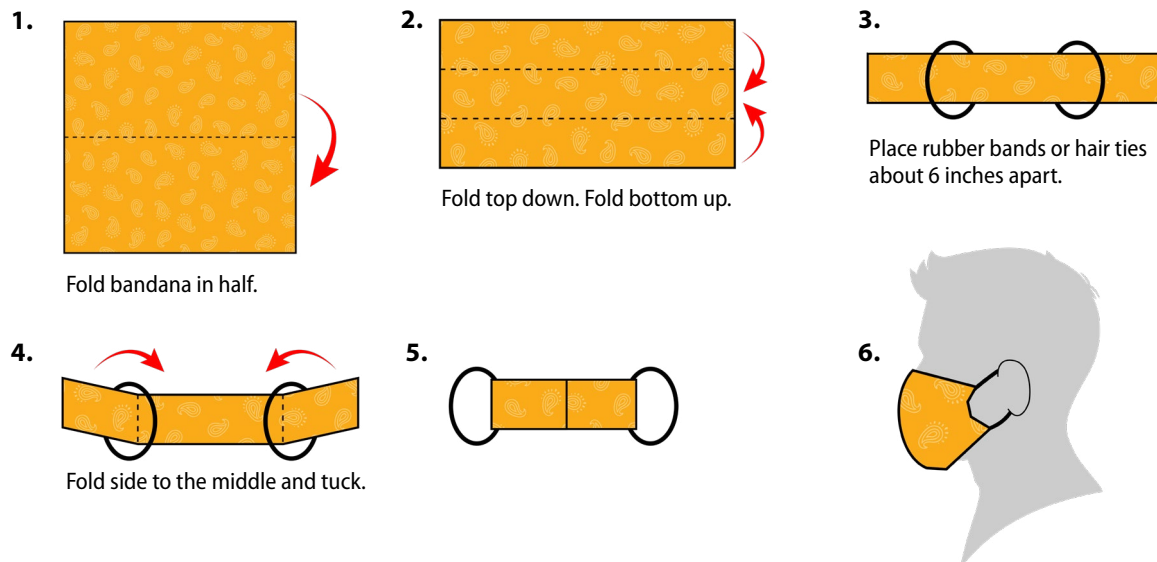


Bandana Cloth Face Covering (no sew method)

Materials

- Bandana (or square cotton cloth approximately 20"x20")
- Rubber bands (or hair ties)
- Scissors (if you are cutting your own cloth)

Tutorial





ST. MARY'S COUNTY
HEALTH DEPARTMENT

PUBLIC HEALTH DIRECTIVE AND ORDER FOR ENHANCED CONSUMER AND EMPLOYEE SAFETY

Pursuant to Code of Maryland Regulations, Sec. 10.06.01.06

FACE COVERING REQUIRED



For any person entering over the age of two.
Cloth face covering or other masks acceptable.