

St. Mary's 2050: Charting Our Tomorrow

Community Engagement Window #2

Report

INTRODUCTION

As part of Phase 3 of St. Mary's 2050, all members of the community were invited to participate in **Community Engagement Window #2** (CEW #2). Beginning on May 16 and continuing through the end of June, residents, property and business owners, and community partners had the opportunity to share their thoughts and provide feedback on ideas for the future of St. Mary's County by taking three brief surveys. The surveys were available for completion online and administered in-person at **15** community-hosted events such as the Southern Maryland Heritage Festival at Historic Sotterley and the Community, Culture & Cuisine event held in Lexington Park. This Report shares all responses that were provided.

A total of **1,380 community members** participated in CEW #2.*

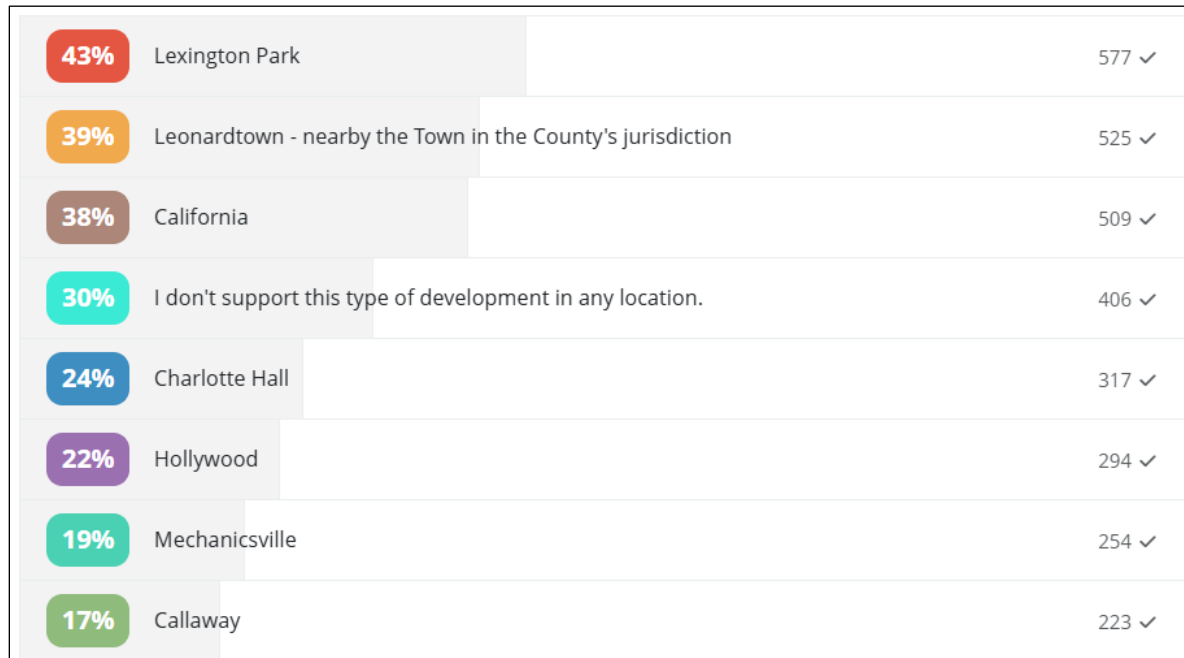
The results are presented in the following sections:

1. Survey 1: Guiding Our Growth Through 2050
2. Survey 2: Environmental and Agricultural Resources
3. Survey 3: Serving Our Community
4. About the Participants (demographic data)

*Note: The total of all responses to a single question may exceed 100%; participants could select more than one answer.

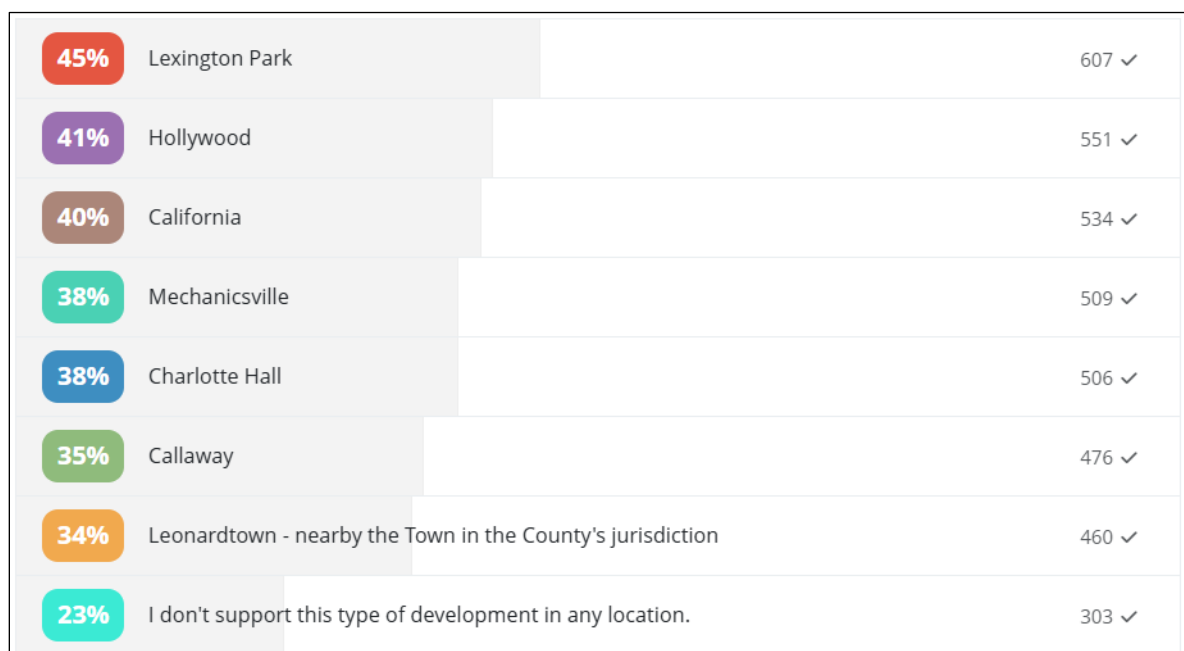
SURVEY 1: GUIDING OUR GROWTH THROUGH 2050

1. Where would you support the development of multi-story buildings, like in downtown Leonardtown, that may have retail or offices on the ground floor, and housing or offices on upper floors? Answer Choices (select all that apply)



1,347 Respondents

2. In which of the following areas would you support new, smaller starter homes and townhouses? Answer Choices (select all that apply)



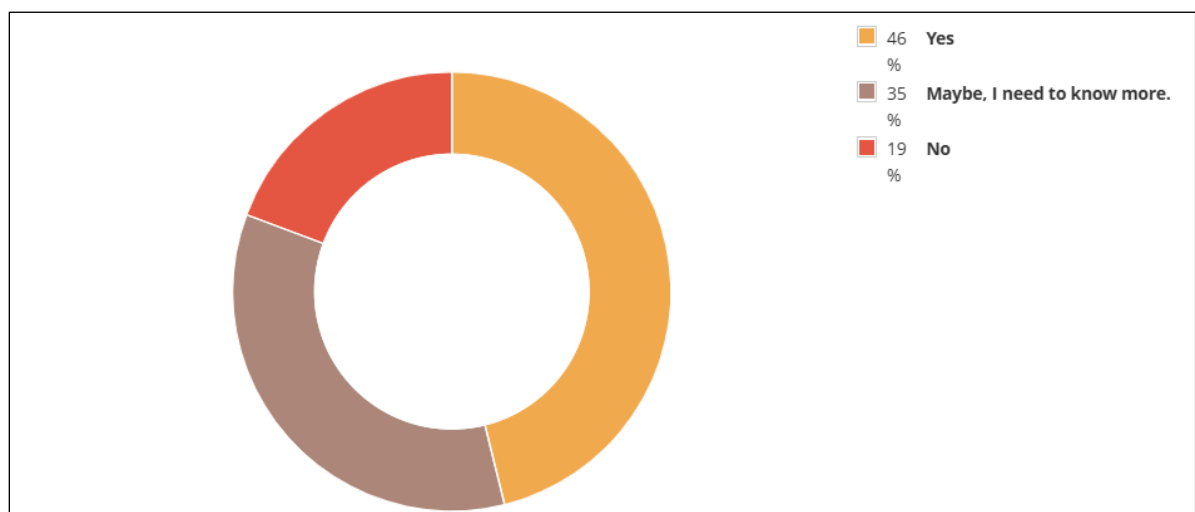
1,341 Respondents

3. In which of the following areas would you support new multifamily housing (apartments or condominiums)? Answer Choices (select all that apply)



1,332 Respondents

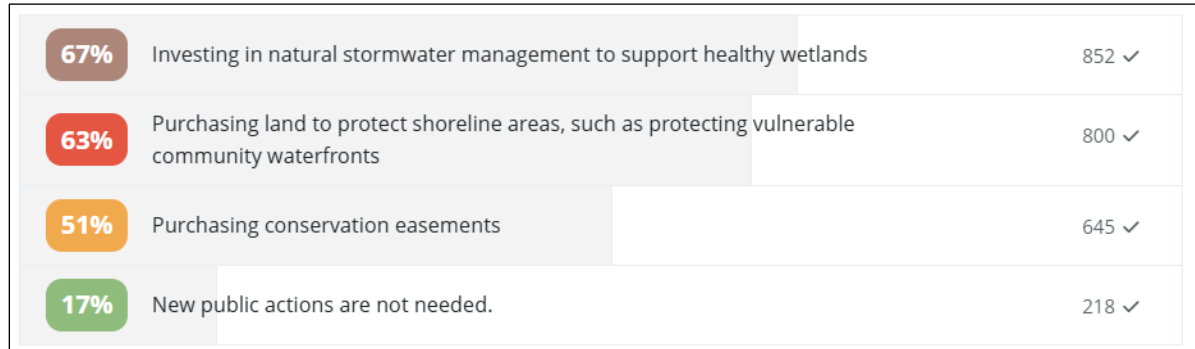
4. Market trends show that to be financially feasible, most redevelopment must replace the existing businesses with more development than was originally constructed. Do you support the redevelopment of aging commercial areas, knowing that this may result in multi-story or mixed-use development? Answer Choices (select one)



1,331 respondents

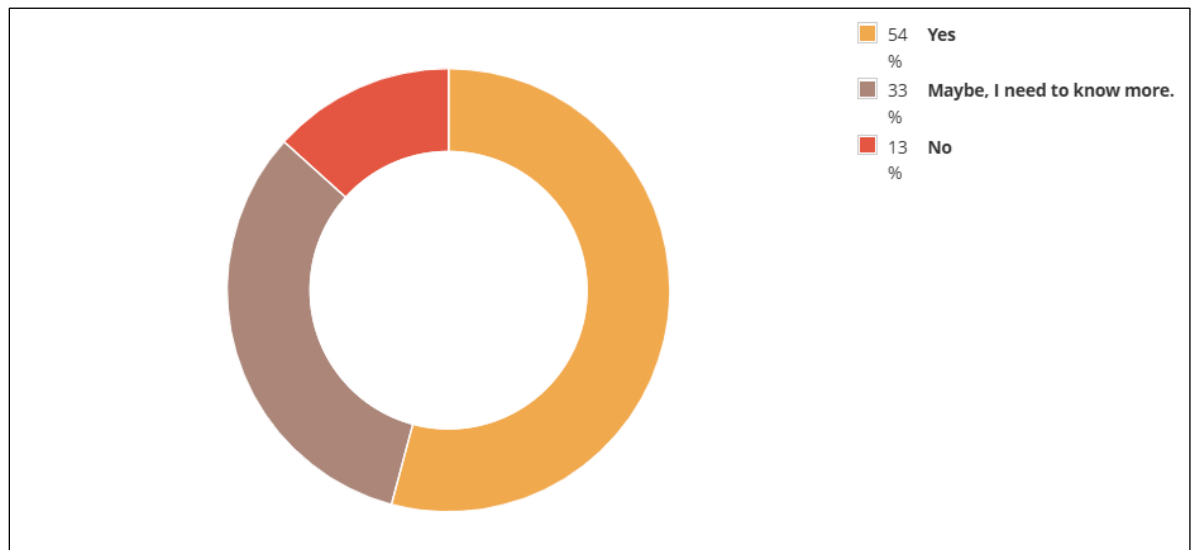
SURVEY 2: ENVIRONMENTAL AND AGRICULTURAL RESOURCES

1. What activities would you support the County doing to protect environmentally sensitive land? Answer Choices (select all that apply)



1,276 Respondents

2. Do you support the county securing land for public water access? Answer Choices (select one)



1,298 respondents

3. What types of agricultural protection policies do you support the County undertaking? Answer Choices (select all that apply)

67%	Expand the existing farm-to-school purchasing program to support stable local markets for farm products	857 ✓
61%	Support agritourism opportunities, such as farm stays, events, and roadside stands	787 ✓
54%	Require the construction of wider road shoulders to support farming vehicles when roads are reconstructed	691 ✓
49%	Support the development of new agricultural support uses, such as small-scale meat processing and produce packing hubs	626 ✓
36%	Lower speed limits on frequently used rural roads where farm equipment is used	466 ✓
9%	Not sure	110 ✓
6%	New public policies are not needed	80 ✓

1,286 Respondents

SURVEY 3: SERVING OUR COMMUNITY

1. Please identify your priorities for transit service in St. Mary's County. Answer Choices (select all that apply)

57%	Improve existing bus routes in St. Mary's County, such as providing more frequent service	710 ✓
53%	Add new bus route(s) to unserved areas in St. Mary's County	665 ✓
35%	Add new bus route(s) to areas outside of the county, such as the Washington, D.C. area	445 ✓
20%	I don't support expanding public transit	257 ✓

1,255 Respondents

2. Given that funding to develop bike and pedestrian trails is limited, what areas should be prioritized for new or enhanced bike/pedestrian trails? Please select your top two choices.

31%	Leonardtown - nearby the Town in the County's jurisdiction	446 ✓
25%	California	365 ✓
24%	Lexington Park	355 ✓
20%	Rural areas of the county generally	297 ✓
14%	Hollywood	210 ✓
13%	Mechanicsville	184 ✓
12%	I don't support more bike/pedestrian trails.	182 ✓
12%	Charlotte Hall	177 ✓
9%	Callaway	130 ✓

1,457 Respondents

3. What types of services, programs, or other support for the county's aging population are most needed? Answer Choices (select all that apply)



1,235 Respondents

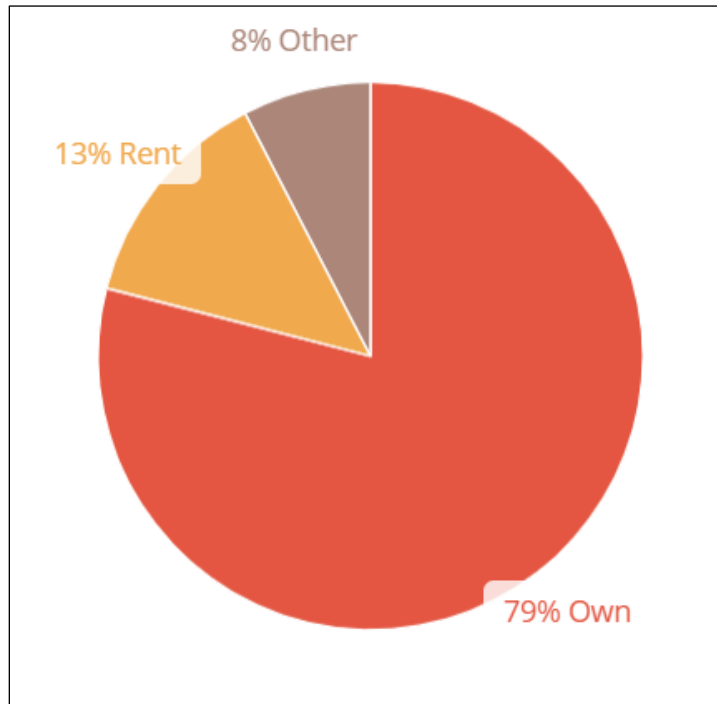
4. Which of the following should be prioritized for future long-term investment? Please select your top two choices.



1,366 Respondents

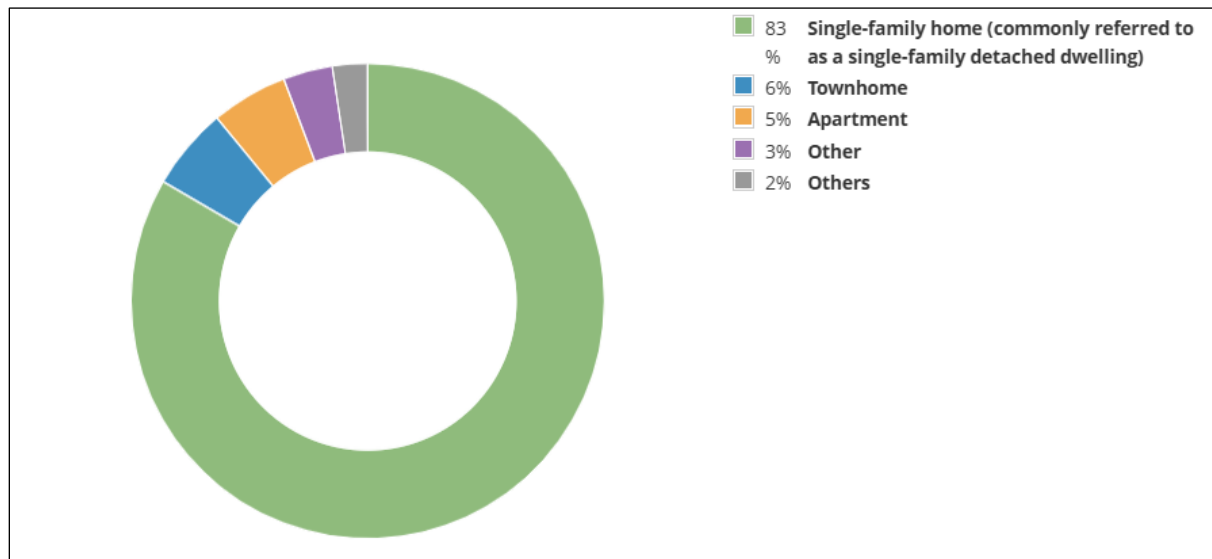
ABOUT THE PARTICIPANTS

1. Do you:



1,247 respondents

2. Which of the following best describes where you live? Answer Choices (select one)



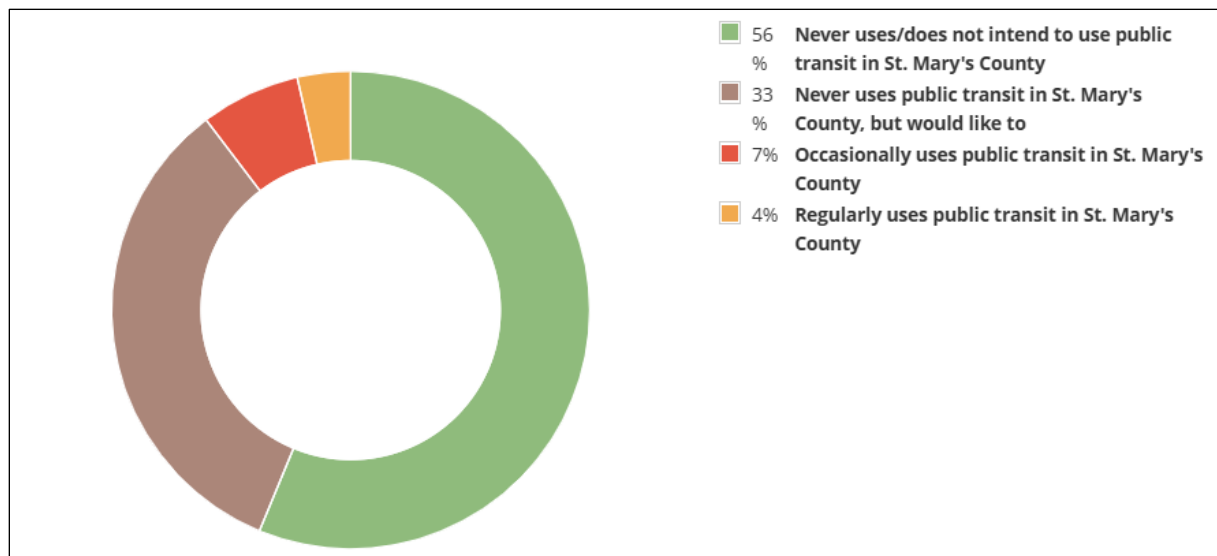
1,246 respondents

3. In the past year, which of these have you visited/attended? Answer Choices (select all that apply)

82%	County or State-owned parks/museums	1012 ✓
78%	Farmers/homegrown markets	974 ✓
62%	Historical sites, lectures, events	770 ✓
58%	On-farm activities/events (festivals, pick-your-own, etc.)	723 ✓
10%	Other	125 ✓
5%	Not yet, but I intend to/want to learn more	59 ✓

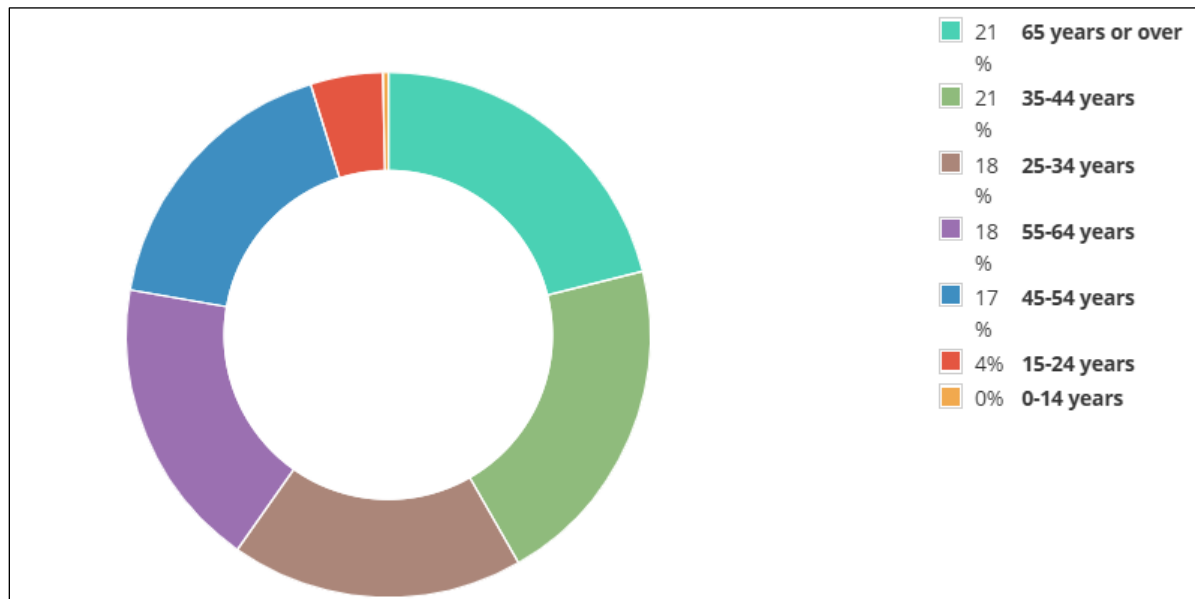
1,241 Respondents

4. Which of the following statements are true about you and/or someone in your household? Answer choices (select one)



1,220 respondents

5. What is your age?



1,213 respondents

6. What is your home zip code?

