



Steven A. Hall
SHERIFF

Office of the Sheriff

St. Mary's County, Maryland

Headquarters
23150 Leonard Hall Drive
Leonardtown, MD 20650
301-475-4200 Ext. *1900
301-475-4047 Fax

Detention and Rehabilitation Center
41880 Baldrige Street
Leonardtown, MD 20650
301-475-4200 Ext. *3200
301-475-4095 Fax



An Internationally
Accredited Agency

February 9th, 2026

TO: Sheriff Steven A. Hall, St. Mary's County, Maryland

SUBJECT: Analysis of Officer Use of Force for 2025

The St. Mary's County Sheriff's Office recognizes and respects the value of human life and dignity without prejudice to anyone or any group of people. Vesting deputies with the authority to use reasonable force and to protect the public welfare requires consistent monitoring, evaluation, and a careful balancing of public and governmental interests. The St. Mary's County Sheriff's Office implements a comprehensive and robust set of policies and procedures addressing officer Use of Force, Taser deployment(s), Control Devices, and other specialized equipment utilization. These policies and procedures, in concert with Federal and State law, guide all officer Use of Force incidents.

The following is an analysis of the Use of Force incidents reported by deputy sheriffs of the St. Mary's County Sheriff's Office during the period of January 1st, 2025, through December 31st, 2025. Data for this analysis was derived from the collection of the Use of Force reports completed by deputies and reviewed by supervision. Agency policy and Maryland law require that deputies immediately notify a supervisor when force is utilized and complete a Use of Force report by the end of their shift. Once reviewed by supervisory personnel, these reports are forwarded to the Office of Professional Responsibilities (OPR) for further evaluation and potential investigation, if necessary. Following OPR's review, a final determination is made on whether the force utilized by the deputy was justified.

Sheriff's Office Use of Force Policy 300.1.1 defines "Force" as *"The application of physical techniques or tactics, chemical agents, or weapons to another person. It is not a use of force when a person allows him/herself to be searched, escorted, handcuffed, or restrained."*

In 2025, the Sheriff's Office handled 77,906 calls for service. Calls for service include any request(s) for police assistance originating from the public, as well as self-initiated events made by deputy sheriffs. There were 257 calls for service (these figures do not include Correctional employee's Use of Force) that involved a Use of Force application(s) by one or more deputies. This includes Show of Force incidents wherein the deputy pointed a firearm or Taser at a person without discharging the device, and the person complied with the officer's commands. The above data equates to force being utilized by deputy sheriffs once every 334 calls for service or .3%.

TO: Sheriff Steven A. Hall – February 9th, 2026

SUBJECT: Analysis of Officer Use of Force for 2025

The percentages of the total Use of Force Incidents showing the most common reasons for deputies using force are as follows:

	<u>2025</u>	<u>2024</u>	<u>2023</u>	<u>2022</u>
• Effect an Arrest	60%	62%	57%	58%
• Emergency Petition	31%	29%	33%	34%

The percentages of the total Use of Force incidents where a citizen or officer made any complaint of injury(s) are as follows:

	<u>2025</u>	<u>2024</u>	<u>2023</u>	<u>2022</u>
• Citizens Injured	21%	13%	3%	4%
• Officer Injured	5%	1.5%	<1%	8%

In 2022, the Sheriff's Office implemented a system to categorize uses of force (for post-force reporting only) on three different levels: Level 1, Level 2, and Level 3, and those levels continued to be utilized throughout 2025. Level 1 primarily reflects low-level physical guidance and restraint techniques used to safely control subjects (ie: wrist lock, escort hold, carry), which have the lowest risk of injury. Level 2 is for uses of force and less lethal options (i.e. knee strike(s), takedown(s), Taser, and chemical agents) with a higher risk of injury or involving any complaint of injury to the force recipient. Level 3 is utilized for any force that results in death, has the risk of causing death, or the discharge of any firearms towards a person. In 2025, 88.82% of force-type applications were Level 1, 10.85% were Level 2, and .33% were identified as Level 3 (derived from the force types provided below). Although the report reflects a percentage increase in reported citizen injury claims, the total number of incidents remains comparatively low, and a significant portion involve minor injuries or precautionary medical evaluations.

The following statistics indicate the percentage of the total uses of force incidents (257) compared to the demographic breakdown of the citizens when force was applied by the deputies:

	<u>2025</u>	<u>2024</u>	<u>2023</u>	<u>2022</u>
White Males	20.75%	17.77%	23%	27%
White Females	18.11%	16.53%	17%	14%
Black Males	38.12%	44.21%	42%	33%
Black Females	18.87%	16.53%	15%	22%
Hispanic Males	1.89%	2.89%	3%	>2%
Hispanic Females	1.51%	.41%	0%	>1%
Other Males	.75%	.41%	0%	0%
Other Females	0%	1.25%	0%	0%

TO: Sheriff Steven A. Hall – February 9th, 2026

SUBJECT: Analysis of Officer Use of Force for 2025

There were 922 force types reported as being applied by deputies in 2025. Each Use of Force incident (257 calls involving an application of force in 2025) may include multiple separate force types being utilized and may involve more than one officer applying force. For example, during an arrest, if a deputy utilized an escort hold, transitioned to an arm bar takedown, and then restrained the force recipient's shoulders during the handcuffing process, the incident would involve three (3) separate force types by the involved deputy. Below is a statistical breakdown of the force types used during 2025:

<u>Force Type</u>	<u>Count</u>	<u>Percent of Total</u>
Arm Bar	40	4.34%
Arm Bar Take Down	18	1.95%
Arm Control	0	0%
Asp/Baton	0	0%
Carry	64	6.94%
Common Peroneal Strike	0	0%
Def Tec 40mm	0	0%
Emergency Response Belt	2	.22%
Escort hold	115	12.47%
FN 303	0	0%
Forearm Strike	0	0%
Grab – Below Neckline	104	11.28%
Hand push	62	6.72%
Hand Restrain	98	10.63%
Hand Strike	0	0%
Handgun Discharge	2	.22%
Handgun Pointed Only	66	7.16%
Head Control	17	1.84%
Kick	1	.11%
Knee Strike	2	.22%
Leg Sweep	12	1.30%
OC Spray	3	.33%
Palm Heel Strike	3	.33%
Pressure Point	15	1.63%
Punch	0	0%
Restraint/Shoulders	19	2.06%
Rifle Discharge	1	.11%
Rifle Pointed Only	11	1.19%
Sage	1	.11%
Secured Legs	51	5.53%
Secured wrist	124	13.44%
Tackle	20	2.17%
Taser Deployment	6	.65%
Taser Pointed Only	15	1.63%
Wrist Lock	48	>5.21%
PIT Maneuver	2	.22%
Total	922	

TO: Sheriff Steven A. Hall – February 9th, 2026

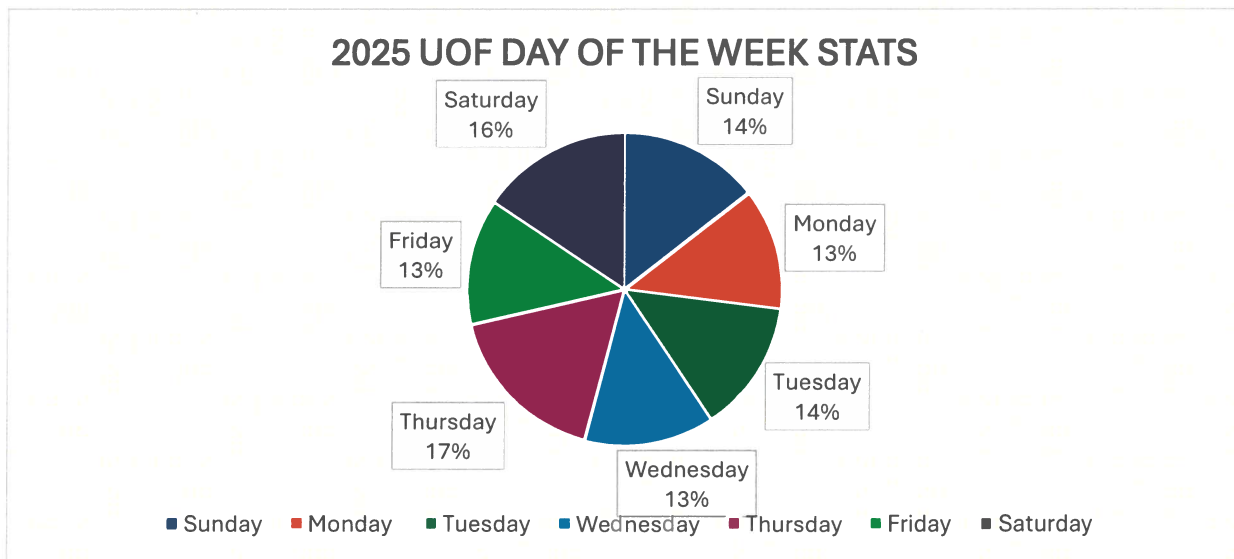
SUBJECT: Analysis of Officer Use of Force for 2025

A review of the aforementioned data reveals that Escort Holds, Grabs – Below Neckline, Hand Restraints, and Secured Wrist force type applications were the most common force types utilized by deputies in 2025. Notably, 2025 saw 6 Taser deployments during the calendar year, mirroring 2024’s total Taser deployment incidents.

The 2025 Use of Force (UOF) data, analyzed by day of the week, identifies Thursday as the most frequent day for reported incidents (17%), followed by Saturday (16%). Sunday and Tuesday each accounted for 14% of total incidents, while Monday, Wednesday, and Friday each represented 13%.

Collectively, the data reflect a measurable concentration of Use of Force incidents from mid-week through the weekend, with the highest frequency occurring on Thursday and Saturday. While the distribution across days remains relatively balanced, the elevated percentages during the latter portion of the week suggest a correlation with increased operational tempo and enforcement activity during those periods.

The observed pattern supports a data-informed approach to operational planning, as it suggests that force-related encounters are more likely to occur during these identified periods. Accordingly, the analysis presents an opportunity to evaluate staffing allocations and supervisory oversight to ensure resources are appropriately aligned with historically higher-demand days.

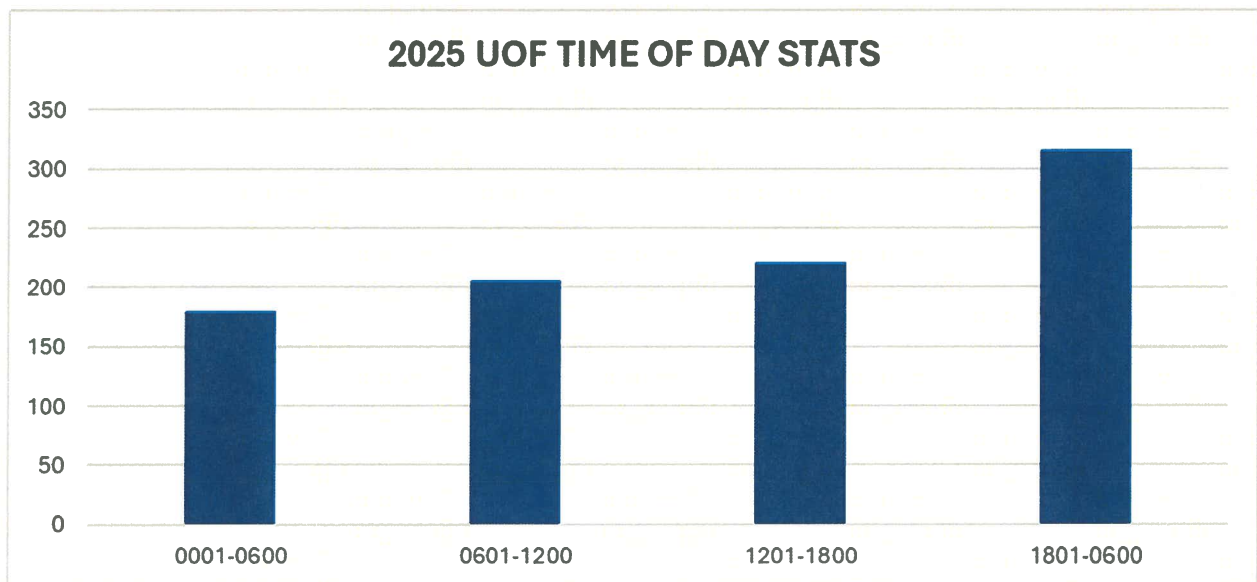


The 2025 Use of Force (UOF) data, analyzed by time of day, reflects a graduated increase in incidents as the day progresses. The 0001–0600 period accounts for the lowest volume of reported incidents, followed by incremental increases during the 0601–1200 and 1201–1800 intervals. The most significant concentration occurs during the 1801–0600 reporting block, which represents the highest number of incidents among the four time segments.

TO: Sheriff Steven A. Hall – February 9th, 2026

SUBJECT: Analysis of Officer Use of Force for 2025

This distribution demonstrates that force-related encounters are more prevalent during evening and late-night operational periods, when call volume, enforcement activity, and high-risk interactions traditionally intensify. The progressive rise across time blocks, culminating in the evening and overnight hours, supports a data-informed assessment of shift staffing, supervisory coverage, and resource deployment to ensure alignment with periods of historically higher operational demand.



Taken together, the day-of-week and time-of-day analyses establish a consolidated temporal profile of when Use of Force incidents most frequently occurred in 2025. The data identifies Thursday and Saturday as the two highest-incidence days of the week, while the 1801–0600 and 1201–1800 reporting blocks reflect the two highest concentrations of incidents by time of day.

When viewed in combination, these findings demonstrate that force-related encounters are most prevalent during the latter portion of the week and during afternoon-to-overnight operational periods.

In 2025, K-9 handlers deployed their K9 partners during 299 various K-9 utilizations. These K-9 deployments included K-9s being utilized during vehicle scans, building scans/searches, and special/large event scans/searches (i.e.: high school graduations and the St. Mary’s County Fair, etc.). Notably, there was one (1) instance wherein a K-9 was utilized/deployed (released from their lead) in an attempt to physically apprehend a suspect (bite apprehension). During two (2) instances, K-9s were released from their leads pursuant to building search or scan incidents. Of the 299 K-9 deployments occurring during 2025, the majority involved vehicle and building scans conducted in relation to the detection of illegal narcotics, as well as tracking operations undertaken to locate outstanding persons. Importantly, 2025 saw an increase of 52 K-9 utilizations compared to 2024, marking a **21.05% increase** in the use of Sheriff’s Office K-9 teams during the year.


TO: Sheriff Steven A. Hall – February 9th, 2026

SUBJECT: Analysis of Officer Use of Force for 2025

The findings from the 2025 Use of Force analysis further affirm the effectiveness of the agency's existing policy, equipment, and training posture. The identification of higher-frequency days later in the week, coupled with elevated incident activity during afternoon and evening hours, validates current operational strategies emphasizing strategic staffing, supervisory presence, and timely reporting protocols during periods of increased demand. From an equipment perspective, the data supports the continued practice of ensuring that body-worn cameras, less-lethal tools, and medical equipment remain readily available and operational during peak activity windows. Similarly, the temporal patterns reinforce the agency's emphasis on realistic, scenario-based training that reflects the environments and timeframes in which force-related encounters most often occur. Collectively, this analysis confirms that current practices are aligned with demonstrable operational conditions and provides a principled basis for continued refinement through data-driven resource allocation and preparedness planning.

The St. Mary's County Sheriff's Office remains steadfast in its commitment to community partnership, transparency, and accountability through comprehensive policies governing Use of Force, Taser deployment, control devices, and other specialized equipment. These policies, developed in alignment with Federal and Maryland law, establish the governing framework for all force-related encounters and ensure that deputy actions remain consistent with constitutional, statutory, and ethical standards. Central to this framework is the prioritization of de-escalation when safe and practicable, reinforced through sustained training initiatives including ICAT (Integrating Communications, Assessment, and Tactics), Crisis Intervention Training (CIT), and annual in-service instruction. These programs equip personnel with the skills necessary to manage high-stress and dynamic encounters while safeguarding both public and officer safety.


Notably, all citizen complaints concerning the application or usage of force by a deputy sheriff are promptly investigated by the Sheriff's Office's Office of Professional Responsibilities (OPR) and forwarded to the St. Mary's County Administrative Charging Committee (ACC). The ACC is a civilian board, which is not supervised or managed by the St. Mary's County Sheriff's Office, that reviews complaints against personnel in accordance with Maryland Public Safety Article 3-101. In 2025, the St. Mary's County ACC reviewed several complaints wherein force techniques were applied during the incident. There were zero instances where Deputies were found to have utilized excessive force during their contact with the force recipient(s).


Joshua Krum #260
Lieutenant
Office of Professional Responsibilities

Agree

Yes () No, see indorsement.

Major:



Date 3-12-26

Yes () No, see indorsement.

Sheriff:



Date 3/12/26